

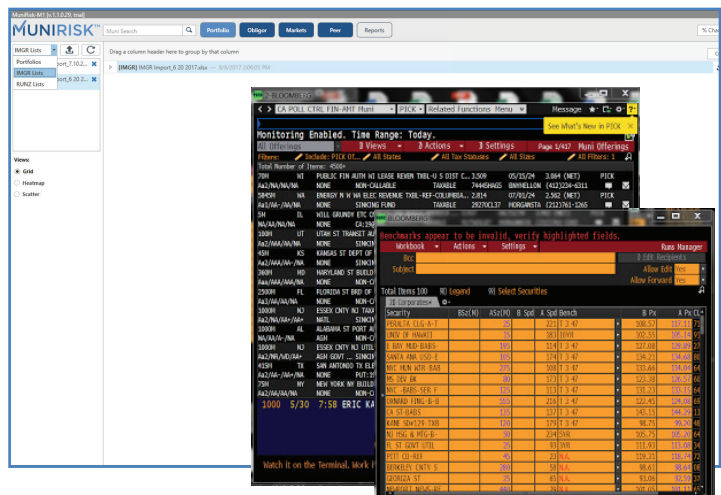
UPLOADING BID LISTS & OFFER LISTS FROM RUNZ

Run the Application

1. Run **APPS CREDIT <GO>** on your Bloomberg Terminal®.

2. Click Run App on the Storefront screen.

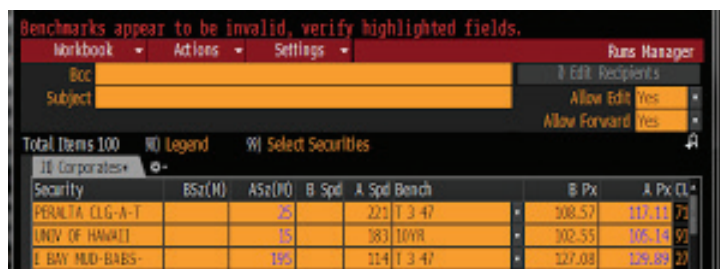
3. Once the app has loaded **A**, select RUNZ lists from the dropdown. Now, you're ready to set up your workspace to begin analysis of a bid list or offer list.

A

Export to Excel


In RUNZ Manager, click Settings dropdown and pull in any dealer-specific fields* (e.g., ask size, bid size, bid spread, benchmark). **B**

Click Action dropdown and select *Export to Excel -- All Columns*. **B** Save to your desktop as an Excel file. **C**

B

> *Note: other non-dealer-specific reference data, e.g., last trade date, last trade price, ratings, will automatically be pulled in to your workspace.

Upload from Desktop

Upload the bid or offer list from your desktop. Click the upload button  and select the file. **D**


C

	A	B	C	D	E	F	G	H	I
1	Security	BSz	ASz	B Spd	A Spd	Bench	B Px	A Px	CUSIP
2	IL ST TXB-PENSION	30	373	10YR			89.59	90.59	452151LF8
3	CHICAGO-B-REF-TXBL		1190	430	T 3 47		90.17	90.67	167486SD2
4	CHICAGO-REF-B		1535	424	T 3 47		80.9	81.93	167486PG8
5	RIVERSIDE ELEC-BABS		1950	154	T 3 47		145.45	146.18	768874SG5

> Example offer list above. A bid or offer list must include CUSIPs (or ISINs). Per Bloomberg limitations, there is a maximum number of columns (30) that you can export at a time.

Run a Bid List

Once uploaded, the bid list appears timestamped in the RUNZ List. **A** Remove a list by clicking X.

Click  to run a list and pull in data.

Move into **Scatter Plot** to begin analyzing bids/offers.

D