

TO SEE WHAT OTHERS CANNOT, CLIMB HIGHER.

Decision-making is tough without a 360° view.

But that's how the municipal bond market operates today – blindly – using research solutions that offer a *fraction* of the data needed for true credit analysis and strategic risk assessment.

MuniRisk™ reinvents municipal credit research by providing access to all data, opening up pathways for greater industry dialogue and idea generation.

FULL DATA FOR TRANSPARENCY

Unprecedented municipal market coverage backed by data from Bloomberg and MuniRisk™

Complete financial data on over 48,000 obligors and 127,000 individual fund accounts

30% more disclosures than available on EMMA

Full security master, transaction, and valuation data

Full economic and demographic data, all mapped back to county, MSA, state, and national performance

Sector-specific operational data mapped back to obligors

Enhanced industry, sector, and sub-sector obligor categorization coupled with security type classification

SMART RESEARCH TOOLS

Pinpoint credit outliers and seamlessly move from high-level to deep dive research with all up-to-date data right at your fingertips

360° credit underwriting – instantly review financial, economic, demographic, operational, and market data

Cut research down to minutes vs. hours – focus on analysis

Comparative analytics via One-on-One or Peer Group functionality

Visualize trends and relationships between data types using heatmaps and graphical overlays

Don't get blindsided by credit – monitor watch lists, new issues, or bid lists

Standard credit report enables on-the-go research

INTEGRATION WITH THE TERMINAL®

Bloomberg shortcut keys embedded for efficient access to high value muni functions: DES, RELS, CF, YTW, YTC, YAS, BUY, SELL, BVAL, TDH, MBWD

COMMUNITY FOCUS

Connect with MuniRisk™ Community via IB

Interact over single data platform with clients and counterparties

Generate ideas, drive debate, execute trade tickets

*****Future Product Releases*****

Additional features for credit research and surveillance rolling out in 2017

GET MUNIRISK™ TODAY.

APPS CREDIT <GO>

APPLICATION FEATURES & FUNCTIONALITY

Obligor View ▼

COMPLETE DATA

Financial, economic, demographic, and sector-level data – in both as reported and standardized formats. **A**

RELATIVE ANALYSIS

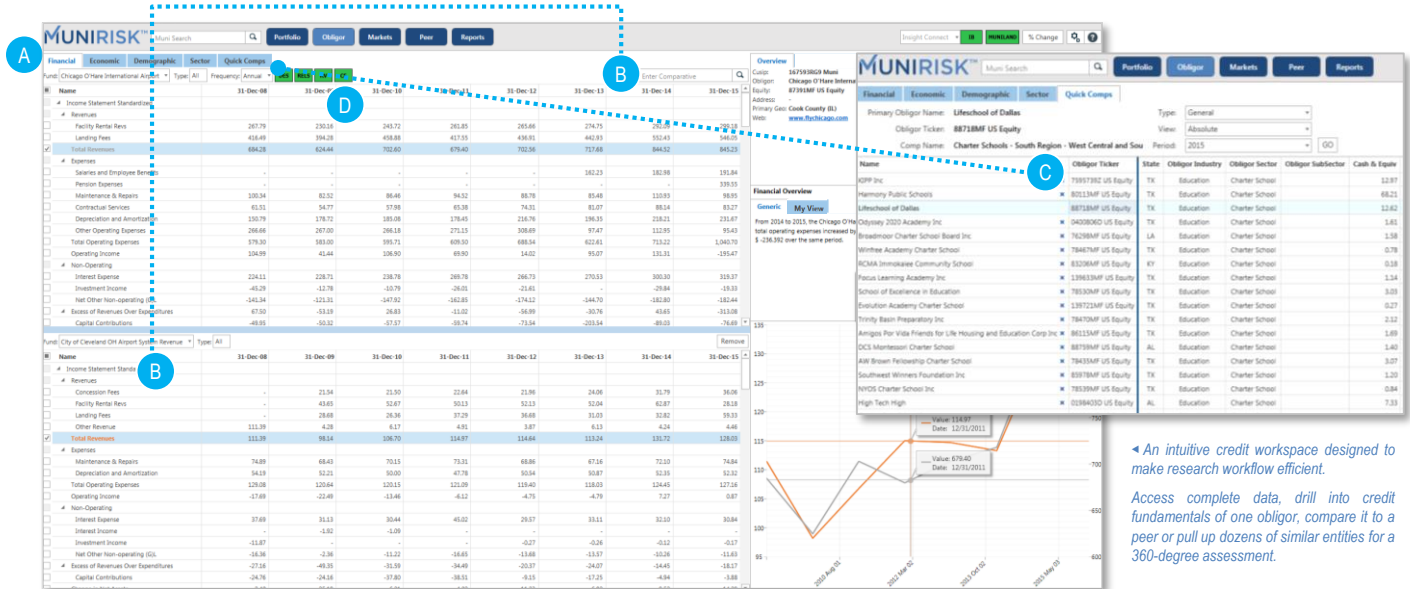
Compare and visualize time series data between two obligors to contextualize creditworthiness. **B**

QUICK COMPS

Conduct comparative analytics via Peer Group functionality. View similar obligors for a full credit assessment and to drive trade activity. **C**

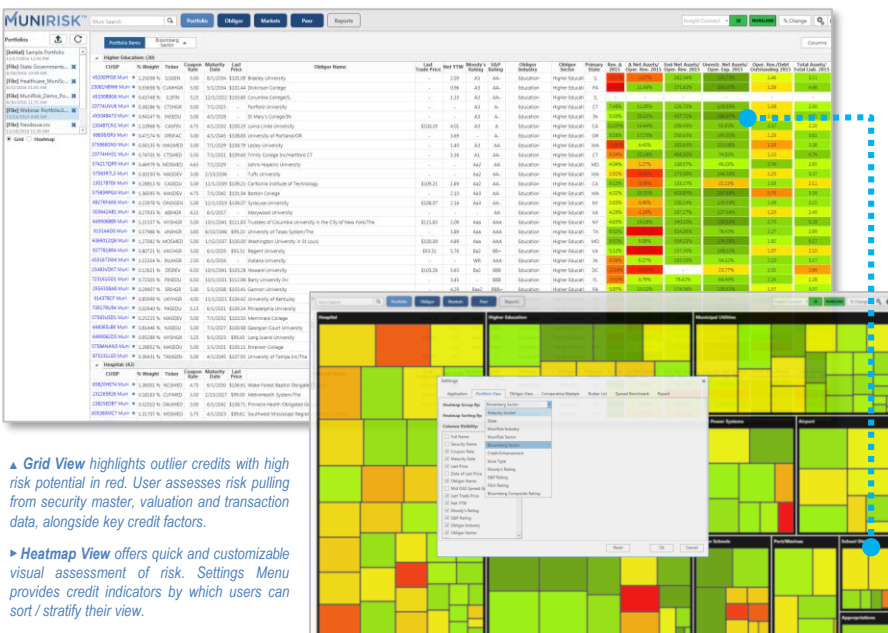
COMMUNICATION

Tap into the Terminal® for additional analytics and instant connection with the market. **D**



“Portfolio” View ▼

Upload sector watch lists or bid lists for credit surveillance. Assess potential risks quickly with color-coded credit indicators. Upload as a standard CSV, or pull from PORT. Easily click through to Obligor View for deep dive and comparative analyses. Toggle between Grid and Heatmap views.

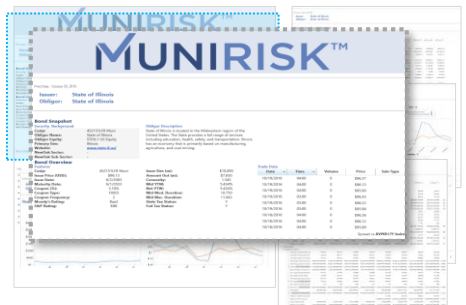


▲ **Grid View** highlights outlier credits with high risk potential in red. User assesses risk pulling from security master, valuation and transaction data, alongside key credit factors.

► **Heatmap View** offers quick and customizable visual assessment of risk. Settings Menu provides credit indicators by which users can sort / stratify their view.

Report View ▼

Print and store an all-encompassing credit report. *Coming soon: generate both custom portfolio and single security reports.*



▲ Report extract depicts credit overview page. On-demand multi-page brief includes credit fundamentals and trade-based performance.

CONTACT US

support@munirisk.com

(646) 783-8032

www.munirisk.com