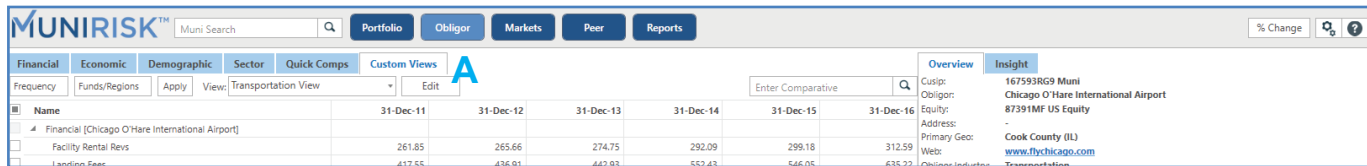


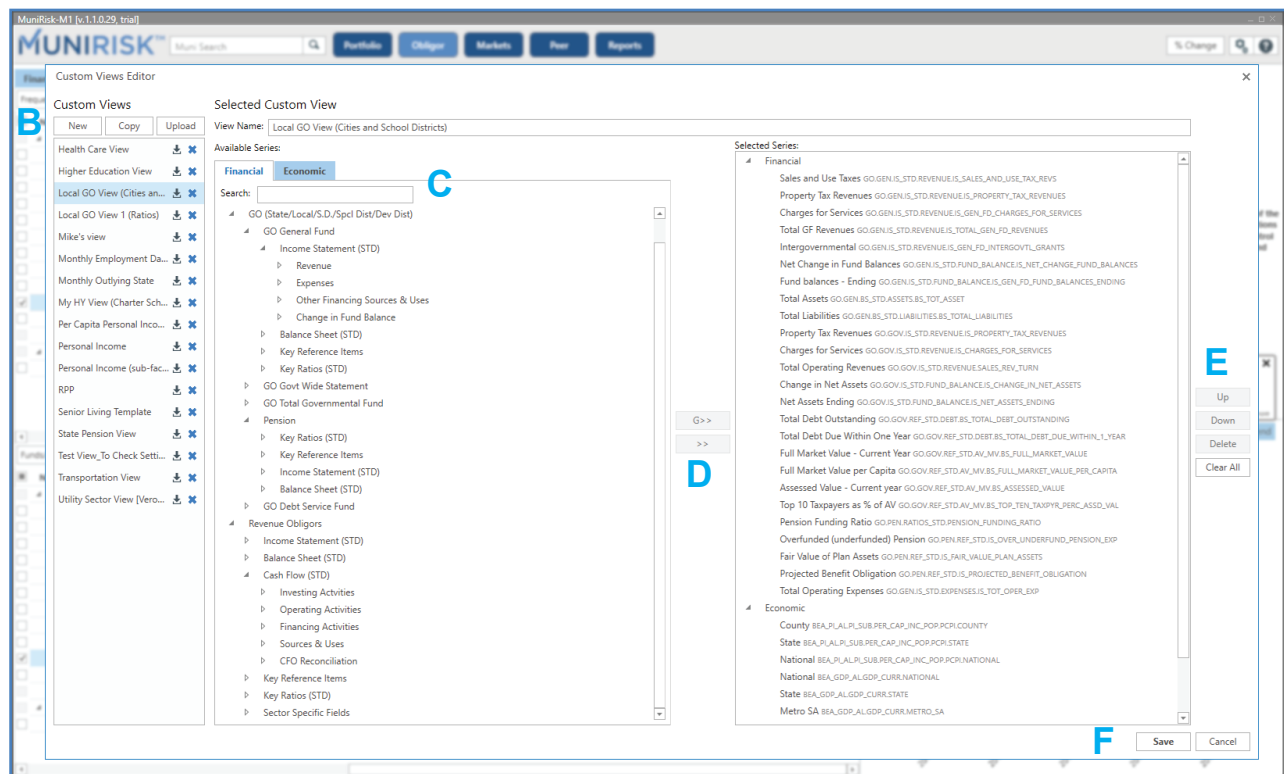
**BUILD, SAVE AND SHARE CUSTOM VIEWS**

- In **Obligor View**, select the Custom Views Tab. **A** Click Edit to get started.



Name	31-Dec-11	31-Dec-12	31-Dec-13	31-Dec-14	31-Dec-15	31-Dec-16
Financial [Chicago O'Hare International Airport]						
Facility Rental Revs	261.85	265.66	274.75	292.09	299.18	312.59
Landing Fees	417.55	436.91	447.93	552.43	546.05	635.22

- The Custom Views Editor window will appear. To create a new view, click New **B** and give your view a name. (Saved views appear on the left. Click saved views to edit. Duplicate a view with Copy or delete a view altogether.)



**Custom Views Editor**

**Custom Views**

- Health Care View
- Higher Education View
- Local GO View (Cities and School Districts)
- Local GO View 1 (Ratios)
- Mike's view
- Monthly Employment Data
- Monthly Outlying State
- My HY View (Charter Schools)
- Per Capita Personal Income
- Personal Income
- Personal Income (sub-factors)
- RPP
- Senior Living Template
- State Pension View
- Test View To Check Settings
- Transportation View
- Utility Sector View (Verizon)

**Selected Custom View**

View Name: Local GO View (Cities and School Districts)

**Available Series:**

- Financial
  - GO (State/Local/School Dist/Dev Dist)
    - GO General Fund
      - Income Statement (STD)
        - Revenue
        - Expenses
        - Other Financing Sources & Uses
        - Change in Fund Balance
        - Balance Sheet (STD)
          - Key Reference Items
          - Key Ratios (STD)
        - GO Govt Wide Statement
        - GO Total Governmental Fund
        - Pension
          - Key Ratios (STD)
          - Key Reference Items
          - Income Statement (STD)
          - Balance Sheet (STD)
          - Cash Flow (STD)
            - Investing Activities
            - Operating Activities
            - Financing Activities
            - Sources & Uses
            - CFO Reconciliation
            - Key Reference Items
            - Key Ratios (STD)
            - Sector Specific Fields
  - Revenue Obligors
    - Income Statement (STD)
    - Balance Sheet (STD)
  - Cash Flow (STD)
    - Investing Activities
    - Operating Activities
    - Financing Activities
    - Sources & Uses
    - CFO Reconciliation
    - Key Reference Items
    - Key Ratios (STD)
    - Sector Specific Fields

**Selected Series:**

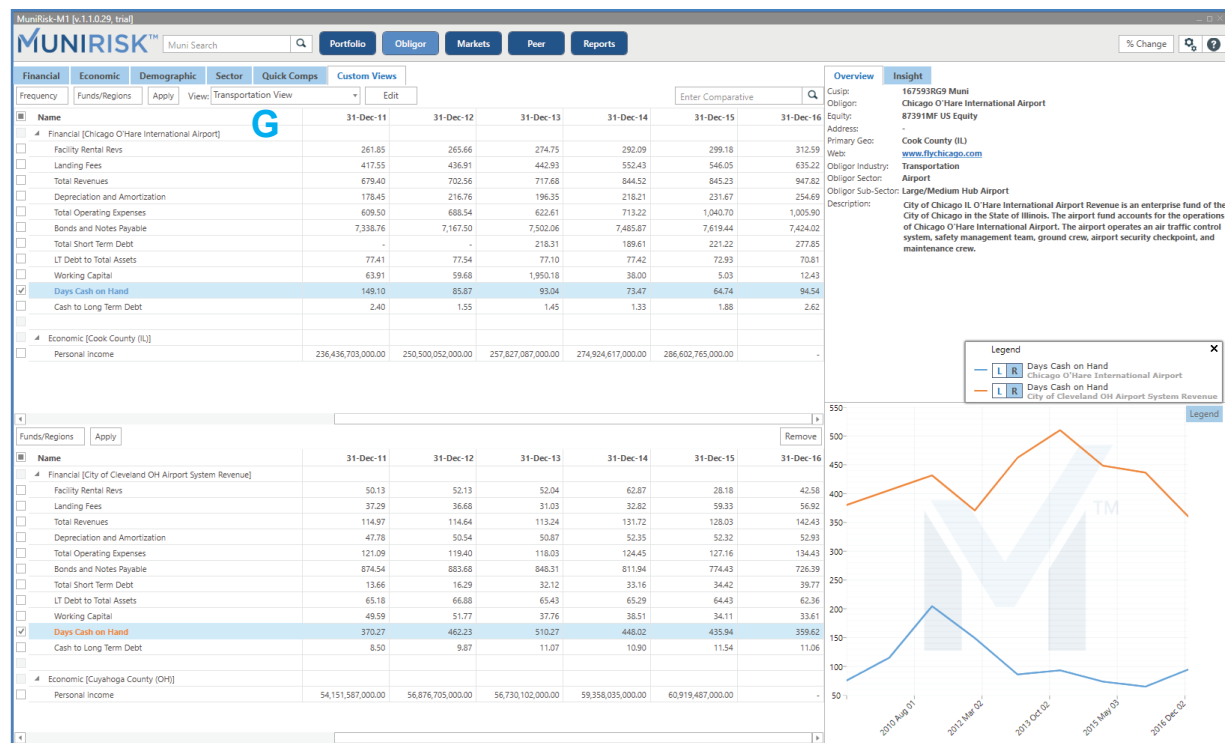
- Financial
  - Sales and Use Taxes GO.GEN.IS.STD.REVENUE.IS.SALES\_AND\_USE.TAX.REVS
  - Property Tax Revenues GO.GEN.IS.STD.REVENUE.IS.PROPERTY.TAX.REVENUES
  - Charges for Services GO.GEN.IS.STD.REVENUE.IS.GEN.FD.CHARGES\_FOR\_SERVICES
  - Total GF Revenues GO.GEN.IS.STD.REVENUE.IS.TOTAL\_GEN.FD.REVENUES
  - Intergovernmental GO.GEN.IS.STD.REVENUE.IS.GEN.FD.INTERGOVTL.GRANTS
  - Net Change in Fund Balances GO.GEN.IS.STD.FUND.BALANCE.IS.NET.CHANGE.FUND.BALANCES
  - Fund balances - Ending GO.GEN.IS.STD.FUND.BALANCE.IS.GEN.FD.FUND.BALANCES\_ENDING
  - Total Assets GO.GEN.BS.STD.ASSETS.BS.TOT.ASSET
  - Total Liabilities GO.GEN.BS.STD.LIABILITIES.BS.TOTAL.LIABILITIES
  - Property Tax Revenues GO.GOV.IS.STD.REVENUE.IS.PROPERTY.TAX.REVENUES
  - Charges for Services GO.GOV.IS.STD.REVENUE.IS.CHARGES\_FOR\_SERVICES
  - Total Operating Revenues GO.GOV.IS.STD.REVENUE.IS.SALES\_AND\_USE.TAX.REVS
  - Change in Net Assets GO.GOV.IS.STD.FUND.BALANCE.IS.CHANGE\_IN\_NET\_ASSETS
  - Net Assets Ending GO.GOV.IS.STD.FUND.BALANCE.IS.NET\_ASSETS\_ENDING
  - Total Debt Outstanding GO.GOV.REF.STD.DEBT.BS.TOTAL.DEBT\_OUTSTANDING
  - Total Debt Due Within One Year GO.GOV.REF.STD.DEBT.BS.TOTAL.DEBT\_DUE\_WITHIN\_1\_YEAR
  - Full Market Value - Current Year GO.GOV.REF.STD.AV.MV.BS.FULL.MARKET.VALUE
  - Full Market Value per Capita GO.GOV.REF.STD.AV.MV.BS.FULL.MARKET.VALUE\_PER\_CAPITA
  - Assessed Value - Current year GO.GOV.REF.STD.AV.MV.BS.ASSESSED.VALUE
  - Top 10 Taxpayers as % of AV GO.GOV.REF.STD.AV.MV.BS.TOP\_10\_TEN\_TAXPYR\_PERC\_ASSD\_VAL
  - Pension Funding Ratio GO.PEN.RATIOS.STD.PENSION.FUNDING\_RATIO
  - Overfunded (underfunded) Pension GO.PEN.REF.STD.IS.OVER\_UNDERFUND\_PENSION\_EXP
  - Fair Value of Plan Assets GO.PEN.REF.STD.IS.FAIR\_VALUE\_PLAN\_ASSETS
  - Projected Benefit Obligation GO.PEN.REF.STD.IS.PROJECTED\_BENEFIT\_OBLIGATION
  - Total Operating Expenses GO.GEN.IS.STD.EXPENSES.IS.TOT\_OPER\_EXP
- Economic
  - County BEA\_PLAL\_PL.SUB.PER.CAP\_INC\_POP.PCR.STATE
  - State BEA\_PLAL\_PL.SUB.PER.CAP\_INC\_POP.PCR.STATE
  - National BEA\_PLAL\_PL.SUB.PER.CAP\_INC\_POP.PCR.NATIONAL
  - National BEA\_GDP\_AL.GDP\_CURR.NATIONAL
  - State BEA\_GDP\_AL.GDP\_CURR.STATE
  - Metro SA BEA\_GDP\_AL.GDP\_CURR.METRO\_SA

**Buttons:** Up, Down, Delete, Clear All, Save, Cancel

- Plug keywords into the search field **C** to find preferred data series or data groups by name. You can also manually select data series or groups with the expandable/collapsible data tree.
- Click the >> button **D** to pull your selected data point into the View Template widget to the right. G >> pulls in an entire data group.
- Use the Up / Down keys to the right to re-order data series or groups to your liking. Click Delete to remove a series or Clear All to start building the template from scratch again. **E**
- Click Save to save a new view or to apply edits to an existing one. **F**
- Click the Download button next to any of the Saved Views to download and share a view (.cv file) with a colleague. **B**
- Upload a view (.cv file) from someone by saving to your desktop and clicking the Upload button. **B**

## BUILD, SAVE AND SHARE CUSTOM VIEWS, CONT'D

- The example Transportation View below depicts how preferred financial data series / data groups appear in the Custom Views tab.



- Conduct credit analysis following the same instructions listed in the user guides for Financials, Socioeconomic and Sector Tabs.
- Choose from multiple Custom Views by clicking the View dropdown menu **G**.